

Parts List

MASSEY - FERGUSON

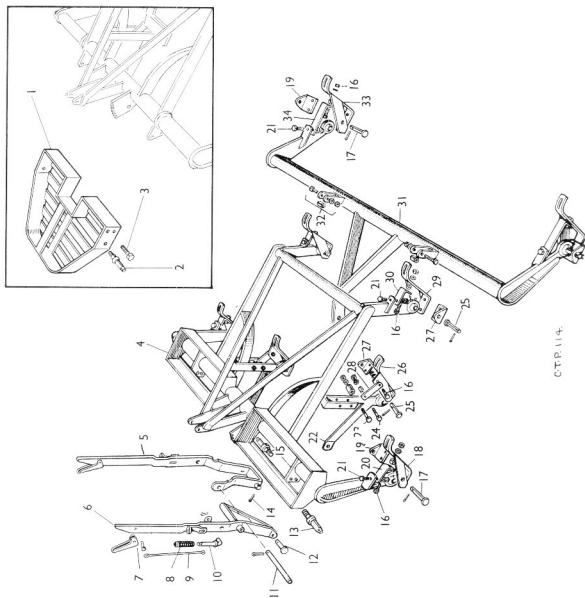
722 MOUNTED TANDEM DISC HARROW

This Parts List Cancels Publications
634 130 MI and 819 024 MI

A24/819 129 MI



722 MOUNTED TANDEM DISC HARROW PARTS LIST



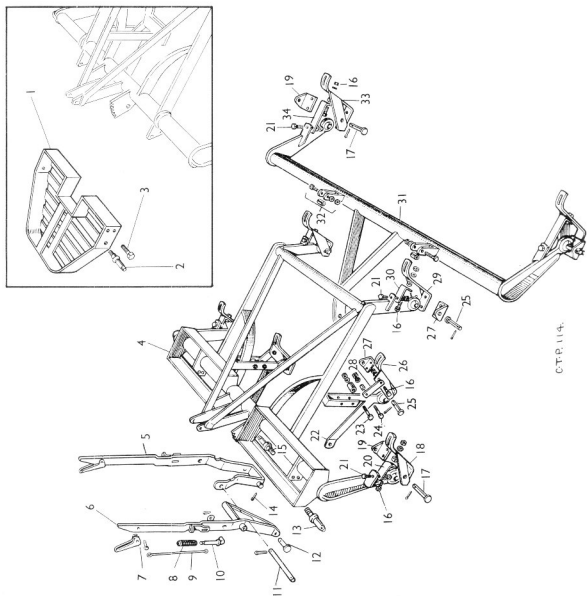
СТР. 114.

FIG. 1

722 MOUNTED TANDEM DISC HARROW PARTS LIST

Ref. No.	Part No.	Description	No. Off	Remarks
		FIG. 1. FRAME ASSEMBLIES, (6', 7' or 8' Gangs)		
1	646 377 M91	Weight Box Assembly	1	Cat. I and II
2	646 376 M1	Pin-Link-Cat. I	2	
	646 039 M1	Washer-Link Pin	2	
	353 433 X1	Washer-Lock	2	
	353 427 X1	Nut-Hex.	2	
	810 243 M1	Pin-Link-Cat. II	2	
	810 219 M1	Washer-Link Pin	4	
	353 440 X1	Washer-Lock	2	
	353 435 X1	Nut-Hex.	2	
3	353 563 X1	Bolt-Hex.-Weight Box to Frame	4	
	353 432 X1	Washer-Lock	4	
	353 426 X1	Nut-Hex.	4	
4	817 173 M92	Main Frame Assembly	1	
5	646 374 M92	Lever Assembly-Front Gang, includes items 7 through 10	1	
6	646 373 M92	Lever Assembly-Rear Gang, includes items 7 through 10	1	
7	646 387 M1	Grip-Lever	2	
	10 587 X	Rivet-Lever to Grip	2	
8	646 389 M1	Spring-Latch	2	
9	646 388 M1	Rod-Latch	2	
10	646 390 M1	Latch-Lever	2	
	353 772 X1	Washer-Flat-Heavy	4	
	354 058 X1	Pin-Cotter	4	
11	646 440 M1	Pin-Lever	1	
	354 091 X1	Pin-Cotter	2	
12	343 045 X1	Pin-Shoulder-Lever to Link Assembly	1	
	354 091 X1	Pin-Cotter	1	

722 MOUNTED TANDEM DISC HARROW PARTS LIST



CT-P.114

FIG. 1

722 MOUNTED TANDEM DISC HARROW PARTS LIST

Ref. No.	Part No.	Description	No. Off	Remarks
FIG. 1 (CONT'D)				
13	810 243 M1	Pin-Link-Cat. II	...	Schedule A
	810 219 M1	Washer-Link Pin	...	
	353 440 X1	Washer-Lock	...	
	353 435 X1	Nut-Hex.	...	
14	354 091 X1	Pin-Cotter-Link to Lever	...	
15	810 242 M1	Pin-Link-Cat. I	...	Schedule A
	810 219 M1	Washer-Link Pin	...	
	353 440 X1	Washer-Lock	...	
	353 435 X1	Nut-Hex.	...	
16	353 565 X1	Bolt-Hex.-Strap to Support	...	8
	646 417 M1	Spacer-.782"	...	8
	353 432 X1	Washer-Lock	...	8
	353 426 X1	Nut-Hex.	...	8
17	817 189 M1	Pin-Pivot-Outer	...	4
	354 091 X1	Pin-Cotter	...	4
18	646 437 M91	Support Assembly-Outer-L.H.	...	1
	646 419 M91	Support Assembly-Outer-R.H.	...	1
19	646 446 M1	Bracket-Pivot-Outer	...	4
20	646 422 M1	Strap-Bracing	...	2
21	353 564 X1	Bolt-Hex.-Strap to Frame	...	6
	646 417 M1	Spacer-.782"	...	6
	353 426 X1	Nut-Hex.	...	6
22	646 370 M91	Link Assembly-L.H.	...	1
	646 369 M91	Link Assembly-R.H.	...	1
23	353 571 X1	Bolt-Hex.-Link to Frame	...	2
	646 441 M1	Spacer-Bumper-1.375" dia. x 1.23"	...	2
	353 432 X1	Washer-Lock	...	2
	353 426 X1	Nut-Hex.	...	2

722 MOUNTED TANDEM DISC HARROW PARTS LIST

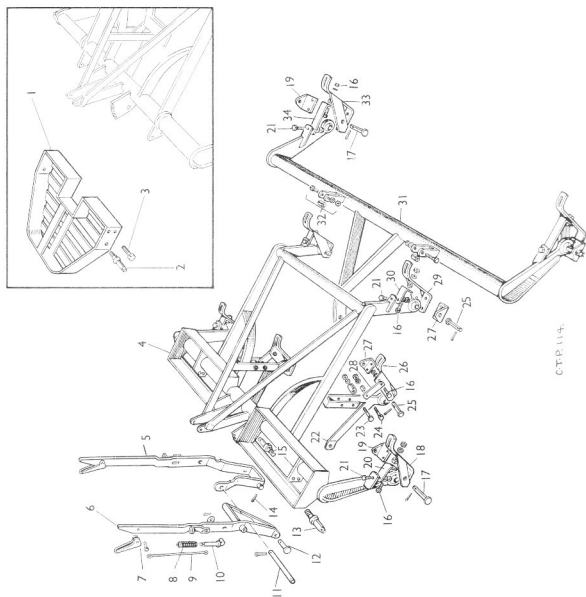
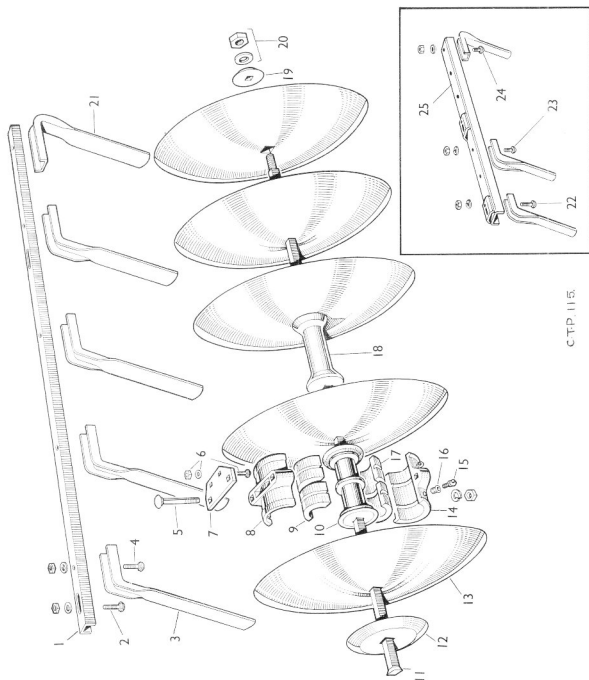


FIG. 1

722 MOUNTED TANDEM DISC HARROW PARTS LIST

Ref. No.	Part No.	Description	No. Off	Remarks
FIG. 1. (CONT'D)				
24	353 571 X1	Bolt-Hex.-Strap to Link	2
	646 442 M1	Spacer-Bumper-1.25" Long	2
	353 432 X1	Washer-Lock	2
	353 426 X1	Nut-Hex.	2
25	817 190 M1	Pin-Pivot-Inner	4
	354 091 X1	Pin-Cotter	4
26	646 435 M91	Support Assembly-Inner-L.H.	1
	646 431 M91	Support Assembly-Inner-R.H.	1
27	646 445 M1	Bracket-Pivot-Inner	4
28	646 444 M1	Strap-Bracing	2
29	646 419 M91	Support Assembly-Inner-L.H.	1
	646 437 M91	Support Assembly-Inner-R.H.	1
30	646 439 M1	Strap-Rear-Short	2
31	646 371 M91	Rear Frame Assembly	1
32	353 569 X1	Bolt-Hex.-Rear Frame to Main Frame	2
	646 450 M1	Spacer .96" Long	2
	353 432 X1	Washer-Lock	2
	353 426 X1	Nut-Hex.	2
33	646 437 M91	Support Assembly-Outer-R.H.	1
	646 419 M91	Support Assembly-Outer-L.H.	1
34	646 438 M1	Strap-Rear-Long	2
NOT ILLUSTRATED				
	860 701 M1	Emblem	1
Cat I. and II Machines discontinued at serial No. P11655. Schedule "A" Machines commenced from serial No. P11656				



C.T.P. 115.

FIG. 2

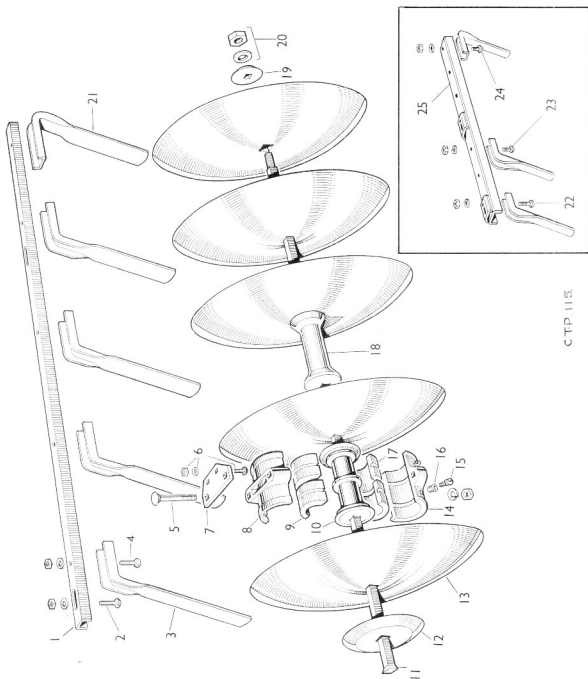
722 MOUNTED TANDEM DISC HARROW PARTS LIST

Ref. No.	Part No.	Description	No. Off			Remarks
			6'	7'	8'	
FIG. 2. DISC ASSEMBLIES AND RELATED PARTS						
1	646 375 M1 646 453 M1 646 452 M1	Bar-Scraper-Front and Rear Gang ... Bar-Scraper-Front Gang ... Bar-Scraper-Rear Gang ...	4	2 2		
2	646 418 M1 353 757 X1 353 426 X1 353 835 X1 817 191 M1 353 432 X1 353 426 X1	Bolt-Special-Bar to Support ... Washer-Flat ... Nut-Hex. ... Bolt-Special-Bar to Support ... Washer-Seating ... Washer-Lock ... Nut-Hex.	8 8 8 8 8 8 8		
3	646 449 M1 646 450 M1	Scraper-Regular-Front L.H. Rear R.H. Gang ... Scraper-Regular-Front R.H. Rear L.H. Gang	10 10	12 12	
4	353 831 X1 353 432 X1 353 426 X1	Bolt-Carriage-Scraper to Bar ... Washer-Lock ... Nut-Hex.	20 20 20	24 24 24	
5	353 879 X1 353 433 X1 353 427 X1	Bolt-Carriage-Plate to Bearing Housing ... Washer-Lock ... Nut-Hex.	16 16 16	16 16 16	
6	353 833 X1 353 432 X1 353 426 X1	Bolt-Carriage-Plate to Support Assembly ... Washer-Lock ... Nut-Hex.	16 16 16	16 16 16	
7	646 456 M1	Plate-Adaptor	8	8	8
8	646 465 M1	Bearing Box-Top	8	8	8
9	646 459 M1 810 799 M1	Bearing-Top-Wood ... Bearing-Top-White Iron	16 16	16 16	16 16
10	646 463 M2	Spool-Bearing	8	8	8
11	1A-BE-7408-B 1A-BE-7409-B 10A-BE-7408-E 10A-BE-7409-E 646 354 M1 646 353 M1 646 454 M1 646 455 M1 817 186 M1 817 185 M1	Bolt-Front R.H. & Rear L.H. Gang Bolt-Front L.H. & Rear R.H. Gang Bolt-Front R.H. & Rear L.H. Gang Bolt-Front L.H. & Rear R.H. Gang Bolt-Front R.H. & Rear L.H. Gang Bolt-Front L.H. & Rear R.H. Gang Bolt-Front R.H. & Rear L.H. Gang Bolt-Front L.H. & Rear R.H. Gang Bolt-Front R.H. & Rear L.H. Gang Bolt-Front L.H. & Rear R.H. Gang	2* 2* 2* 2* 2* 2* 2* 2* 2* 2* 2*		
		Use latest bolt with appropriate nut.				
] Alt.

722 MOUNTED TANDEM DISC HARROW PARTS LIST

Ref No.	Part No.	Description	No. Off			Remarks
			6'	7'	8'	
FIG. 2 (CONT'D)						
12	646 461 M1	Washer-Gang Bumper Front Inner & Rear Outer ...	4	4	4	
13	646 464 M1	Disc-Regular-18" ...	20	24	28] Alt.
	646 356 M1	Disc Scalloped-18" ...	20	24	28	
14	646 466 M1	Bearing Box-Bottom ...	8	8	8	
15	MP 1058	Lubricator ...	16	16	16	
16	646 458 M1	Adaptor-Lubricator ...	16	16	16	
17	646 460 M1	Bearing-Bottom-Wood ...	16	16	16] Alt.
	810 800 M1	Bearing-Bottom-White Iron ...	16	16	16	
18	646 462 M2	Spool-Spacer ...	8	12	16	
19	646 457 M1	Washer-Gang Bolt ...	4	4	4	
20	355 764 X1	Washer-Flat ...	AR	AR	AR	
	355 457 X1	Nut-Hex,-Front R,H & Rear L,H Gang ...	2*	2*		
	375 506 X1	Nut-Special-Front L,H & Rear R,H Gang ...	2*	2*		
	355 646 X1	Nut-Hex,-Front R,H & Rear L,H Gang ...	2*	2*	2*	
	345 212 X1	Nut-Special-Front L,H & Rear R,H Gang ...	2*	2*	2*	
21	646 448 M1	Scraper-Special-Front R,H and Rear L,H Gang ...	2	2	2	
	646 451 M1	Scraper-Special Front L,H and Rear R,H Gang ...	2	2	2	
22	355 834 X1	Bolt-Carriage-Scraper to Bar	8	
	355 432 X1	Washer-Lock	8	
	355 426 X1	Nut-Hex.	6	
23	355 830 X1	Bolt-Carriage-Scraper to Bar	16	
	355 432 X1	Washer-Lock	16	
	355 426 X1	Nut-Hex.	16	
24	355 830 X1	Bolt-Carriage-Scraper to Bar	4	
	355 772 X1	Washer-Flat-Heavy	4	
	355 426 X1	Nut-Hex.	4	
25	817 194 M91	Bar Assembly-Front Gang	2	
	817 192 M91	Bar Assembly-Rear Gang	2	
* Up to 4994 (6') and 3260 (7') - From K1						

722 MOUNTED TANDEM DISC HARROW PARTS LIST



CTP 115

FIG. 2

722 MOUNTED TANDEM DISC HARROW PARTS LIST

Ref. No.	Part No.	Description	No. Off	Remarks
		PAGES 547 to 550 HELD IN RESERVE.		